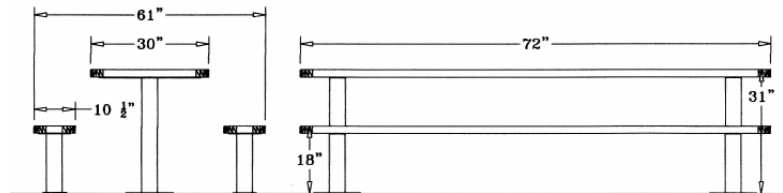


**Regal Style
Inground Mount**

**6' Regal Table with (2) Unattached Seats, Rounded Corners
-Inground Mount.**

- 310 lbs.
- Top and seats are made with heavy duty polyethylene coated 3/4" #9 expanded metal inside a 2" x 2" x 1/8" angle iron frame.
- 4" square pedestal zinc coated, powder coated, galvanized pedestal frames.
- Without umbrella hole.
- Some assembly required.

Item #: WC RU6IG

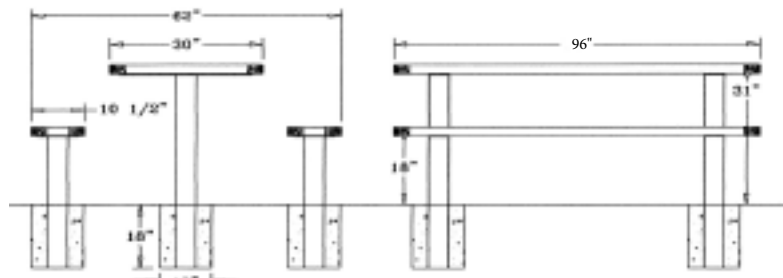


**Regal Style
Inground Mount**


**8' Regal Table with (2) Unattached Seats, Rounded Corners
-Inground Mount.**

- 354 lbs.
- Top and seats are made with polyethylene coated 3/4" #9 expanded metal inside a 2" x 2" x 1/8" angle iron frame.
- 4" square pedestal zinc coated, powder coated, galvanized pedestal frames.
- With or without umbrella hole.
- Some assembly required.

Item #: WC RU8IG



Textured Polyethylene Colors



Powder Coat Gloss Colors

