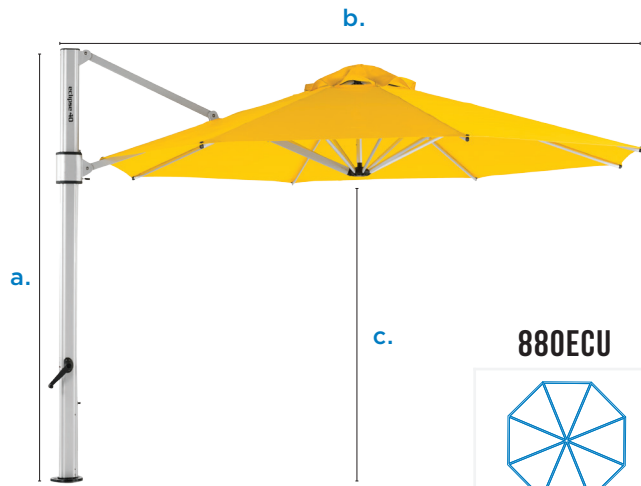




# ECLIPSE SERIES

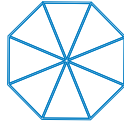
COMMERCIAL CANTILEVER




### ITEM NUMBERS:

**880ECU**

**883ECU-SQ**



Octagon



Square

### DIMENSIONS OF OPEN UMBRELLA:

Width Of Canopy	13'	10'X10'
<b>a:</b> Overall Height	105"	105"
<b>b:</b> Distnace From Rear Mast To Edge	159"	135"
<b>c:</b> Canopy To Ground Clearece (90° Angle)	80"	82"
Mast Diameter	3.25" X 5"	3.25" X 5"
13.5' DIAGONAL	Weight	140LBS.
		120LBS.

### DIMENSIONS OF CLOSED UMBRELLA:

<b>d:</b> Canopy To Ground Clearance	25"	31"
<b>e:</b> Distnace From Rear Mast To Edge	13"	11"

### PACKING DIMENSIONS:

Dimensions of Cardboard Package	115"X 20"X11"	115"X 20"X11"
Individual Umbrella Packaged Weight	165LBS.	145LBS.
Maximum Umbrella Per Package	1	1
Maximum Umbrella Pacakged Weight	165LBS.	145LBS.

### KEY FEATURES:


- ◆ 9oz. Marine Grade Acrylic Fabric
- ◆ Marine Grade Corrosion Resistant Aluminum Frame
- ◆ Full 360° Rotation
- ◆ Multiple Mounting Options Available

### DETAILS:

- ◆ Smooth & Easy Crank Lift
- ◆ Extruded Aluimum Mast
- ◆ Commercial Tilt Locking




Frame Finish



Brushed Silver

FRAME FINISH:




SILVER MATTE




## 9 Oz. Marine Grade Acrylic Fabric



## Frame Finishes



## Eclipse Mounting Options



### ECU-DP Surface Mounting Plate

W: 12 lbs./5 kg. D: 12.5"/32cm H: 5"/12.7mm

Direct surface mounting deck plate. Can be mounted to concrete or wood deck or any stable solid surface.

Please consult a licensed professional for in-ground or surface mounting installations.

### ECU-IG In-Ground Mount

W: 18 lbs./8 kg. D: 8"/20cm H: 20"/50cm

In-Ground mounting stem for concrete, soil, hard clay.

Please consult a licensed professional for in-ground or surface mounting installations.



### 400x3 Max Galvanized Plate Stack

W: 655 lbs./262 kg. D: 40"/101cm H: 2"/50mm

Triple stack 400 is a require minimum Galvanized plate option for the Eclipse® Cantilever.

**NOTE:** When stacking plates, bolts will only "bite" to bottom plate. Rotate thread-less holes on additional stacking plates to match threaded holes on bottom plate.



### 360-SQx3 Max Galvanized Plate Stack

W: 600 lbs./272 kg. D: 36"/91cm H: 2"/50mm

Triple stack 360-SQ is a require minimum Galvanized plate option for the Eclipse® Cantilever.

**NOTE:** When stacking square plates, there is a dedicated threaded "bottom" plate. Additional top plates will not be threaded. Bolts only bite to bottom plate.



### NGU550 Galvanized Steel Max

W: 550 lbs./249 kg. D: 45"/114cm H: 5"/13cm

Galvanized steel box frame slotted with concrete pavers and matte silver anodized aluminum lid.

**NATIONAL OUTDOOR FURNITURE, INC.**  
 1210 W. Main Street #296 Riverhead, NY 11901  
 Toll-Free Phone: 1-888-663-4621  
 Phone: 631-369-9099 Fax: 631-207-8312  
 Email: [nofinc@optonline.net](mailto:nofinc@optonline.net)  
[www.nationaloutdoorfurniture.com](http://www.nationaloutdoorfurniture.com)

**NATIONAL OUTDOOR FURNITURE, INC.**  
 144 Murdock Road #325 Pomfret Center, CT 06259  
 Toll-Free Phone: 1-888-516-8873  
 Phone: 1-860-974-9996 Fax: 516-706-1901  
 Email: [nofinc@earthlink.net](mailto:nofinc@earthlink.net)  
[www.nationaloutdoorfurniture.com](http://www.nationaloutdoorfurniture.com)