

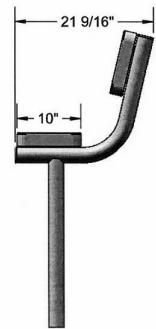
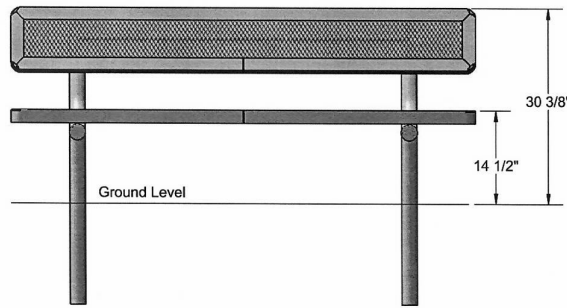
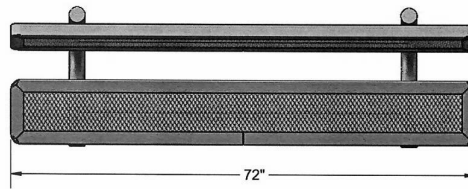


**Regal Style  
Inground Mount**

### 6 Ft. Regal Elementary Bench with Back, - Inground Mount.

- 6' Dimensions: 72"L x 14 1/2" Seat"Ht. 113 Lbs.
- Top and seats are made with 3/4" #9 expanded metal coated steel on 2" x 2" x 1/8" angle iron frame. Thermoplastic coated
- Two 2 3/8" zinc coated, powder coated galvanized legs.
- 10 1/2" Deep seat.
- Some assembly required.

NOF# WC B6WBRC5-ELEM



### Sleep Inhibitors



### Textured Polyethylene Colors



### Powder Coat Gloss Finishes



### Thermoplastic Color Options



**NATIONAL OUTDOOR FURNITURE, INC.**  
 1210 W. Main Street #296 Riverhead, NY 11901  
 Toll-Free Phone: 1-888-663-4621  
 Phone: 631-369-9099 Fax: 631-207-8312  
 Email: [nofinc@optonline.net](mailto:nofinc@optonline.net)  
[www.nationaloutdoorfurniture.com](http://www.nationaloutdoorfurniture.com)

**NATIONAL OUTDOOR FURNITURE, INC.**  
 144 Murdock Road #325 Pomfret Center, CT 06259  
 Toll-Free Phone: 1-888-516-8873  
 Phone: 1-860-974-1551 Fax: 516-706-1901  
 Email: [nofinc@earthlink.net](mailto:nofinc@earthlink.net)  
[www.nationaloutdoorfurniture.com](http://www.nationaloutdoorfurniture.com)