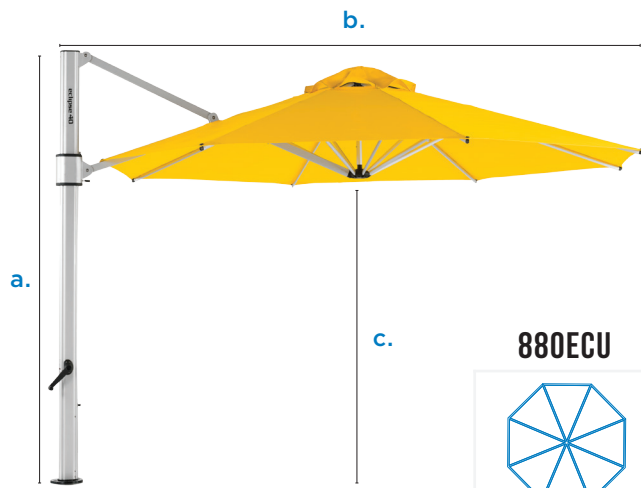




ECLIPSE SERIES

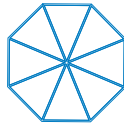
COMMERCIAL CANTILEVER




ITEM NUMBERS:

880ECU

883ECU-SQ



Octagon



Square

DIMENSIONS OF OPEN UMBRELLA:

Width Of Canopy	13'	10'X10'
a: Overall Height	105"	105"
b: Distnace From Rear Mast To Edge	159"	135"
c: Canopy To Ground Clearece (90° Angle)	80"	82"
Mast Diameter	3.25" X 5"	3.25" X 5"
13.5' DIAGONAL	Weight	140LBS.
		120LBS.

DIMENSIONS OF CLOSED UMBRELLA:

d: Canopy To Ground Clearance	25"	31"
e: Distnace From Rear Mast To Edge	13"	11"

PACKING DIMENSIONS:

Dimensions of Cardboard Package	115"X 20"X11"	115"X 20"X11"
Individual Umbrella Packaged Weight	165LBS.	145LBS.
Maximum Umbrella Per Package	1	1
Maximum Umbrella Pacakged Weight	165LBS.	145LBS.

KEY FEATURES:


- ◆ 9oz. Marine Grade Acrylic Fabric
- ◆ Marine Grade Corrosion Resistant Aluminum Frame
- ◆ Full 360° Rotation
- ◆ Multiple Mounting Options Available

DETAILS:

- ◆ Smooth & Easy Crank Lift
- ◆ Extruded Aluimum Mast
- ◆ Commercial Tilt Locking




Frame Finish



Brushed Silver

FRAME FINISH:



SILVER MATTE



National Outdoor Furniture
1210 W. Main Street #296
Riverhead, N.Y. 11901


PHONE (888) 663-4621
E-MAIL nofinc1@gmail.com

www.nationaloutdoorfurniture.com


9 Oz. Marine Grade Acrylic Fabric



Frame Finishes



Eclipse Mounting Options



ECU-DP Surface Mounting Plate

W: 12 lbs./5 kg. D: 12.5"/32cm H: 5"/12.7mm

Direct surface mounting deck plate. Can be mounted to concrete or wood deck or any stable solid surface.

Please consult a licensed professional for in-ground or surface mounting installations.

ECU-IG In-Ground Mount

W: 18 lbs./8 kg. D: 8"/20cm H: 20"/50cm

In-Ground mounting stem for concrete, soil, hard clay.

Please consult a licensed professional for in-ground or surface mounting installations.



400x3 Max Galvanized Plate Stack

W: 655 lbs./262 kg. D: 40"/101cm H: 2"/50mm

Triple stack 400 is a require minimum Galvanized plate option for the Eclipse® Cantilever.

NOTE: When stacking plates, bolts will only "bite" to bottom plate. Rotate thread-less holes on additional stacking plates to match threaded holes on bottom plate.



360-SQx3 Max Galvanized Plate Stack

W: 600 lbs./272 kg. D: 36"/91cm H: 2"/50mm

Triple stack 360-SQ is a require minimum Galvanized plate option for the Eclipse® Cantilever.

NOTE: When stacking square plates, there is a dedicated threaded "bottom" plate. Additional top plates will not be threaded. Bolts only bite to bottom plate.



NGU550 Galvanized Steel Max

W: 550 lbs./249 kg. D: 45"/114cm H: 5"/13cm

Galvanized steel box frame slotted with concrete pavers and matte silver anodized aluminum lid.



National Outdoor Furniture
1210 W. Main Street #296
Riverhead, N.Y. 11901

PHONE (888) 663-4621
E-MAIL nofinc1@gmail.com

www.nationaloutdoorfurniture.com